

The striking appearance and surprising value of Gala tables originates from an intricate design that uses simple, solid-wood components. Square and round tops join tapered legs for a pleasing profile. The interconnected x-base adds a distinctive and practical detail that makes the tables appropriate for traditional and contemporary settings.






Specifications

Side, coffee, and console tables. Wood veneer top. Solid wood legs and cross-members. Nylon glides. Veneer and wood with catalyzed lacquer finish in all Cumberland standard and custom finishes.

Options – Specify:

Wood: Maple is standard. Walnut and White Oak are optional, add \$400 list per item.
 Finishes: Available in any standard MP finish on Maple, any premium WL finish on Walnut or any premium WO finish on White Oak. Cerused finishes on Oak are available for an additional charge of \$140 list per item. Custom finishes are also available.



	Model	Description	Dimensions	Maple Veneer	Upcharge Oak/Wal	Weight
 	10-3400	Side Table	18" dia x 23"h	1935	400	50
	10-3402	Side Table	24" dia x 23"h	2448	400	60
	10-3403	Coffee Table	36" dia x 15"h	2945	400	70
	10-3405	Coffee Table	42"x25"oval x 15"h	3659	400	70
 	10-3410	Side Table	18"w x 18"d x 23"h	1935	400	50
	10-3407	Side Table	24"w x 24"d x 23"h	2448	400	65
	10-3408	Coffee Table	36"w x 36"d x 15"h	2945	400	79
	10-3411	Console Table	54"w x 16"d x 29"h bowfront	4783	400	110

Updated: 03/01/2021

Revised: 08/15/2022 | 08/10/2021 | 07/19/2021