

## Metros Wood/Stone Tables

Choice is the hallmark of Metros conference tables and the basis of its practical appeal. Wood and stone tops offer a wide selection of aesthetic options. Elemental cylinder bases in metal, faux leather or veneer compliment a variety of top shapes. Choosing to locate power/data units in the tabletop address communication and productivity needs while simultaneously concealing cords and wires.



### Specifications

Conference tables are available in wood or stone tops in a variety of top shapes and edge options combined with cylinder bases and optional power/data units.

### Options – Specify:




- Wood:** Maple is standard; Walnut and White Oak are also available. Option A Exotic woods are available for an additional charge.
- Wood Edges:** 1.75" thick Square edge is standard. Reverse Bevel, Top Bevel, Bullnose, or Ellipse are also available.
- Finishes:** Available in any standard MP finish on Maple, any premium WL finish on Walnut, or any premium WO finish on White Oak. Cerused finishes on Oak are available for an additional charge of \$140 list per item. Custom finishes are also available.
- Stone:** 3 grades of Marble, Granite, and Quartz
- Stone Edges:** .75" thick Reverse Bevel is standard. Top Bevel, Square, or Bullnose are also available. 1.5" thick edges are available for an additional charge, please see far right column below for specifics.
- Base:** Maple veneer is standard. If alternate top veneer is chosen, base veneer will match. Polished and Satin chrome, Statuary Bronze, or Painted Metals is available for an additional \$650 list per base. Polished Brass is optional, add \$2250 list per base. Also available wrapped in Faux Leather with side stitched detail in choice of 3 colors (light, medium and dark) for an additional \$450 per base. Light is Designtex 3285-104, Medium is Maharam Lariat 011, Dark is Designtex 3285-803.
- Power/Data:** Standard UL listed Power/Data unit MHO in Satin Aluminum us standard. Satin Black is also available. Cost for power is \$1,050 per unit, 1 unit located over each base is standard unless otherwise specified. It has a fluid one-touch single door that is open during use. It has, 2 simplex power and 2 voice/data ports and comes standard with a 15 amp 6' cord. This unit can be specially ordered for a hardwire application. Other Cumberland Power/Data units can be specified as alternates, please contact customer service. Tables with power data units include a wire management system between bases and an access door in the cylinder base.

### Standard Edge Details



Model	Description	Dimensions	Qty Seats	Base	Top	Std Woods	Stone			Opt A 1.5" Stone		Weight
							A	B	C	Upchge	Upchge	
5300	Round	36" dia x 29"	3	1-16"	1	4507	5108	5508	6204	714	960	240
	Round	42" dia x 29"	4	1-18"	1	5224	7966	8655	9863	780	1418	275
5301	Round	48" dia x 29"	5	1-20"	1	5978	8386	9113	10375	846	1576	300
	Round	54" dia x 29"	6	1-24"	1	7597	10369	11385	12970	1054	1949	360
	Round	60" dia x 29"	7	1-24"	1	8758	12160	13414	15318	1215	2286	430

Additional sizes available on next page



Model	Description	Dimensions	Qty		Std	Stone			Opt A	1.5" Stone			
			Seats	Base		Top	Woods	A		B	C	Upchge	Upchge
	5315	Square	36" x 36" x 29"	4	1-16"	1	3896	5108	5508	6204	714	960	240
	5339	Square	42" x 42" x 29"	4	1-18"	1	4556	7966	8655	9863	780	1418	275
	5316	Square	48" x 48" x 29"	4	1-20"	1	5230	8386	9113	10375	846	1576	300
	5317	Square	54" x 54" x 29"	8	1-24"	1	7122	10369	11385	12970	1054	1949	360
	5318	Square	60" x 60" x 29"	8	1-24"	1	8758	12160	13414	15318	1215	2286	430
	5319	Rectangular	72" x 36" x 29"	6	2-16"	1	7392	11842	13094	14981	1172	2226	400
	5320	Rectangular	84" x 42" x 29"	6	2-18"	1	7429	13167	14351	16295	1239	2475	425
	5321	Rectangular	96" x 48" x 29"	8	2-20"	1	7983	16178	17723	20170	1476	3041	550
	5322	Rectangular	120" x 48" x 29"	10	2-20"	2	8591	19330	21259	24242	1733	3634	700
	5323	Rectangular	144" x 54" x 29"	12	3-20"	2	11811	25431	28039	31999	2279	4781	940
	5324	Rectangular	168" x 60" x 29"	14	3-24"	2-3	14880	31381	34373	39112	2707	5899	1220
	5325	Rectangular	192" x 60" x 29"	14	3-24"	2-3	15766	34779	38205	43537	2940	6538	1390
	5326	Rectangular	216" x 60" x 29"	16	4-24"	3-4	17561	38199	42050	47964	3389	7181	1570
	5327	Rectangular	240" x 60" x 29"	18	4-24"	3-4	19517	41544	45819	52347	3493	7810	1740
	5328	Boat Shape	72" x 36/26" x 29"	6	2-16"	1	7392	11842	13094	14981	1172	2226	400
	5329	Boat Shape	84" x 42/32" x 29"	6	2-18"	1	7429	13167	14351	16295	1239	2475	425
	5330	Boat Shape	96" x 48/36" x 29"	8	2-20"	1	7983	16178	17723	20170	1476	3041	550
	5331	Boat Shape	120" x 48/36" x 29"	10	2-20"	2	8591	19330	21259	24242	1733	3634	700
	5332	Boat Shape	144" x 54/39" x 29"	12	3-20"	2	11811	25431	28039	31999	2279	4781	940
	5333	Boat Shape	168" x 60/44" x 29"	14	3-24"	2-3	14880	31381	34373	39112	2707	5899	1220
	5334	Boat Shape	192" x 60/44" x 29"	14	3-24"	3-4	15766	34779	38205	43537	2940	6538	1390
	5335	Boat Shape	216" x 60/44" x 29"	16	4-24"	3-4	17561	38199	42050	47964	3389	7181	1570
	5336	Boat Shape	240" x 60/44" x 29"	18	4-24"	3-4	19517	41544	45819	52347	3493	7810	1740

### Metros Credenza Specifications

Credenzas cases are available in a variety of veneers with either wood or stone tops and a selection of top edge profiles to match the conference tables. The credenzas are offered in a standard height with 4 doors with adjustable shelving, as well as a buffet height which has 4 drawers and 4 doors with adjustable shelving.

#### Options – Specify:

- Wood Base: Maple is standard; Walnut and White Oak are also available. Option A Exotic woods are available for an additional charge.
- Finishes: Available in any standard MP finish on Maple, any premium WL finish on Walnut, or any premium WO finish on White Oak. Cerused finishes on Oak are available for an additional charge of \$140 list per item. Custom finishes are also available.
- Wood Top: Maple is standard; Walnut and White Oak are also available. Option A Exotic woods are available for an additional charge.
- Wood Edges: 1.75" thick Square edge is standard. Reverse Bevel, Top Bevel, Bullnose, or Ellipse are also available.
- Stone: 3 grades of Marble, Granite, and Quartz
- Stone Edges: .75" thick Reverse Bevel is standard. Top Bevel, Square, or Bullnose are also available. 1.5" thick edges are available for an additional charge, please see far right column below for specifics. Credenzas with a stone top are 28"h.
- Pulls: Polished or Satin stainless steel is standard. Statuary Bronze, Painted Metal, or Polished Brass is available for an additional charge of \$375 list per unit.
- Accessories: The credenza is available with cabinet door locks for an additional charge of \$375 list per item.

Model	Description	Dimensions	Standard			Stone			Opt A	Weight
			Woods	A	B	C	Upcharge			
	5340	Credenza	60" x 20" x 29"	6840	9639	10312	11668	1225	400	
	5341	Credenza	72" x 20" x 29"	7690	10936	11700	13240	1393	450	
	5342	Buffet Credenza	60" x 20" x 35"	9575	13300	14229	16101	1409	450	
	5343	Buffet Credenza	72" x 20" x 35"	10859	15090	16146	18269	1602	500	

Revised: 08/15/2022, 08/10/2021, 07/19/2021 | Updated: 03/01/2021