

Clover Column Lounge

Part of the Clover Collection, this swivel lounge chair is marked by its refined base, clean lines, and uniquely faceted seat upholstery, apparent especially across the front seat edge. A modern take on the classic tub, this chair is available in high- and low-back options. And as part of a collection, Clover pieces can carry a thread of design continuity throughout a space that contains different functional environments.




Specifications

Lounge chair and ottoman. Upholstered back cushion with rigid polyurethane core and multi-density polyurethane foam seat. Self-return swivel mechanism. Stainless steel base. Optional tablet in Corian solid surface or wood veneer.


Options – Specify:

- Upholstery: COM/COL, Graded Fabric, and Elmo Leather program
 Contrast: For seat only in UPHOL1, and remainder of chair in UPHOL2, add \$150 list per item. The seat and back both require 2 yards of fabric or 33 sq ft of leather.
 Exceptions: Due to the curves on this product, fabrics with stripes or large patterns are not recommended, as perfect alignment cannot be achieved. Mohair, velvet, high pile fabrics, and very thick leathers are also not recommended. If in doubt, please have a memo sent to our COM/COL Dept for testing.
 Metal: Polished or Satin Stainless Steel is standard. Statuary Bronze and Painted Metal are optional at an additional charge of \$375 list per item. Polished Brass is optional, add \$1125 list per item.
 Glides: Steel glides are standard. Felt pads on the bottom of the steel glides are available for an additional \$50 list per item.
 Optional Tablet: Corian in Glacier White is standard. Wood in any standard MP finish on Maple, any premium WL finish on Walnut, or premium WO finish on White Oak is available at no additional charge. Cerused finishes on Oak are available for an additional charge of \$140 list per item. Specify LSF (Left Side Facing) or RSF (Right Side Facing). Handedness is determined as one faces the lounge chair.


Model	Description	Dimensions	YDS	SF	COM	COL	Fabric Grades				Leather	
							1	2	3	4	S	B
2670	Low Back	29"w x 27"d x 32"h	3	53	3398	3806	3721	3865	4010	4210	5006	5302
2671	Low Back w/ Tablet	29"w x 27"d x 32"h	3	53	3920	4391	4243	4387	4532	4732	5591	5887

	Seat Height	Arm Height	Inside Seat Depth	Seat Width	Weight
	17"	23"	20"	21"	75

Model	Description	Dimensions	YDS	SF	COM	COL	Fabric Grades				Leather	
							1	2	3	4	S	B
2672	High Back	29"w x 29"d x 39"h	3	53	3639	4076	3962	4106	4251	4451	5276	5572
2673	High Back w/ Tablet	29"w x 29"d x 39"h	3	53	4161	4661	4484	4628	4773	4973	5861	6157

	Seat Height	Arm Height	Inside Seat Depth	Seat Width	Weight
	17"	23"	20"	21"	80

Model	Description	Dimensions	YDS	SF	COM	COL	Fabric Grades				Leather	
							1	2	3	4	S	B
2674	Ottoman	24"w x 24"d x 16"h	1.5	27	2197	2461	2359	2431	2503	2603	3073	3223

	Weight
	75

Revised: 08/15/2022 | 07/19/2021 | 03/01/2021